

BEDFORD SERIE

in&out&in

exagres
TECHNICAL SOLUTIONS





WHITE



SAND



PEARL

BEDFORD SERIE

De gran riqueza matérica e inspirada en la piedra caliza, se erige en la cúspide de la corriente cerámica más vanguardista. Integrando su elemento esencial, la piedra, con otros recursos naturales, consigue despertar los sentidos de quienes contemplan su belleza visual. El resultado de esta simbiosis se traduce en piezas únicas y atemporales, con un valor estético inigualable que evoca serenidad y equilibrio.

BEDFORD, sofisticación sensorial y estética de elementos que provienen de la naturaleza, fusiona con maestría lo orgánico con lo contemporáneo.

Más que una mera expresión estética, nuestra propuesta innovadora desempeña un papel esencial en la preservación de la naturaleza, con la sostenibilidad como uno de sus principales pilares. Esta dedicación se refleja no solo visualmente en nuestras gráficas, sino también a través de contribuciones tangibles a la reducción de la extracción de piedras naturales.

Diseñada con la versatilidad en mente, nuestra colección se destaca por su conjunto de piezas especializadas fabricadas mediante extrusión. Estas piezas se integran de manera impecable para ofrecer soluciones integrales a una amplia variedad de proyectos, abarcando espacios tanto interiores como exteriores, terrazas, áreas de spa/wellness y piscinas, incluyendo el vaso. Además, presentamos diversos acabados superficiales que no solo aportan estética, sino que también garantizan la seguridad de los usuarios.

Además, con el objetivo de elevar aún más las prestaciones y el impacto visual de nuestra serie, se incorporan piezas innovadoras destinadas a perfeccionar tanto la coronación desbordante como la coronación skimmer.

Rich in material texture and inspired by limestone, this design stands at the pinnacle of the most avant-garde ceramic trends. By integrating its essential element—stone—with other natural materials, it stimulates the senses of those who appreciate its visual beauty. The result of this symbiosis is reflected in unique, timeless pieces with unparalleled aesthetic value, evoking a sense of serenity and balance.

BEDFORD, a blend of sensory sophistication and natural elements, masterfully merges the organic with the contemporary.

More than just an aesthetic expression, our innovative proposal plays a crucial role in preserving nature, with sustainability as one of its key pillars. This commitment is reflected not only visually in our graphics but also through tangible contributions to reducing the extraction of natural stones.

Designed with versatility in mind, our collection is distinguished by its set of specialized pieces produced through extrusion. These elements seamlessly integrate to provide comprehensive solutions for a wide range of projects, including both interior and exterior spaces, terraces, spa/wellness areas, and pools—covering even the pool basin. Additionally, we offer various surface finishes that not only enhance the aesthetic appeal but also ensure user safety.


Furthermore, to further enhance both the functionality and visual impact of our series, we have incorporated innovative pieces designed to perfect both the overflow coping and the skimmer coping.






BEDFORD SERIE

BASES / FIELD TILES



120x120 cm
47.2"x47.2"
INDOOR
OUTDOOR ANTI-SLIP



60x120 cm
23.6"x47.2"
INDOOR
OUTDOOR ANTI-SLIP



14,5x120 cm
5.7"x47.2"
INDOOR
OUTDOOR ANTI-SLIP

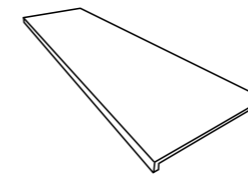


33x66,5 cm
13.0"x26.2"
INDOOR
OUTDOOR ANTI-SLIP



33x33 cm
13.0"x13.0"
INDOOR
OUTDOOR ANTI-SLIP

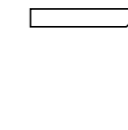
ESCALERAS / STEPS



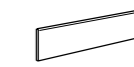
PELDAÑO RECTO 120
33x120x3 cm
13.0"x47.2"x1.2"
INDOOR
OUTDOOR ANTI-SLIP



REMATE PELDAÑO
3x33 cm
1.2"x13.0"

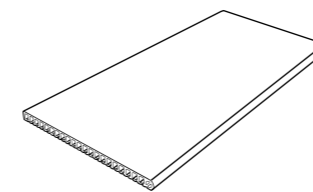


ZANQUÍN INGLETADO RECTO
59,6x59,6 cm
23.5"x23.5"

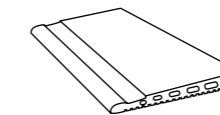


RODAPIÉ
9x60 cm
3.5"x23.6"

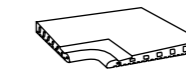
PISCINA / SWIMMING POOLS



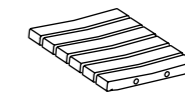
BORDE SKIMMER
45x120x3 cm
17.7"x47.2"x1.2"
OUTDOOR ANTI-SLIP



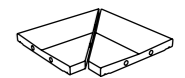
BORDE DESBORDANTE
28x66,5 cm
11.0"x26.2"
OUTDOOR ANTI-SLIP



ÁNGULO DESBORDANTE
31x31 cm
12.2"x12.2"
OUTDOOR ANTI-SLIP



REJILLA MODULAR
24,5x30 cm
9.6"x11.8"
OUTDOOR ANTI-SLIP



ÁNGULO REJILLA MODULAR
30x30 cm
11.8"x11.8"
OUTDOOR ANTI-SLIP



MEDIA CAÑA 8
7,7x66,5 cm
3.0"x26.2"



UÑA MEDIA CAÑA 8
7,7x7,7 cm
3.0"x3.0"



ÁNGULO MEDIA CAÑA 8
7,7x7,7x11 cm
3.0"x3.0"x4.3"



ARISTA 8
7,7x66,5 cm
3.0"x26.2"



UÑA ARISTA 8
7,7x7,7 cm
3.0"x3.0"



ÁNGULO ARISTA 8
7,7x7,7x11 cm
3.0"x3.0"x4.3"



Light-colored, minimalist kitchen cabinets with a flat-panel design, located on the left side of the kitchen area.

Light-colored, minimalist kitchen cabinets with a flat-panel design, located above the countertop.

A long, light-colored countertop with a dark sink and a modern faucet, situated behind the island.

A long, rectangular island with a light-colored concrete countertop and light-colored cabinetry underneath.

A wooden stool with a woven seat, positioned under the island.

A wooden stool with a woven seat, positioned under the island.

A wooden stool with a woven seat, positioned to the right of the island.

A black floating shelf holding a modern lamp with three white spheres, books, and decorative objects.

A tall, light-colored ceramic vase containing dried, brown branches, placed on the island.

A small wooden tray with a glass bottle and two small white cups, placed on the island.

A large glass window with a black frame, providing a view of a cityscape and trees.



Av. Reina de los Apóstoles, s/n
12549 Betxí (Castellón), España
+ 34 964 62 32 50
email: info@exagres.es
www.exagres.es